

Scaled data based on original data using
LM-79-08 Approved Method: Electrical and Photometric Measurements of Solid-
State Lighting Products

Test Report Prepared for
Cooper Lighting Solutions
(formerly Eaton)

Brand: STREETWORKS

Report Number: P525349

Luminaire Tested: **IFLD-S-SA2B-940-U-11**

Issue Date: 05/27/2021



Test Information

Test Method: LM-79-08
Report Number: P525349
Test Lab: INNOVATION CENTER(G2)
Issue Date: 05/27/2021
Manufacturer: COOPER LIGHTING SOLUTIONS (FORMERLY EATON)
Product Line: STREETWORKS
Catalog Number: IFLD-S-SA2B-940-U-11
Description: Infrastructure Flood – Middle Tier Light Square Luminaire w/ 11 distribution lens
Light Source: (32) 4000K CCT, 90 CRI LEDS
Ballast/Driver: ELECTRONIC DRIVER

Summary

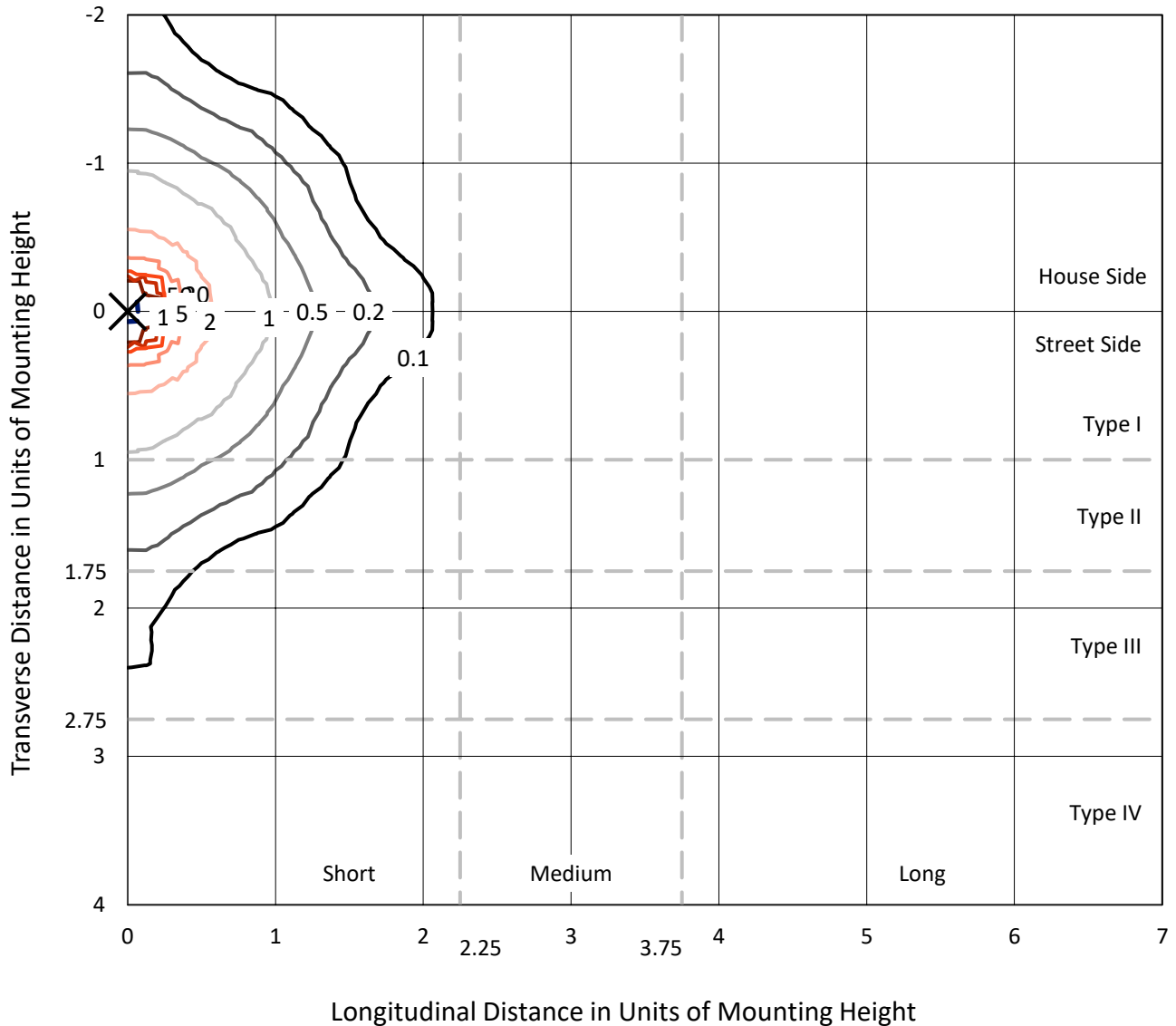
Lumens per Lamp: N/A
Luminaire Lumens: 4761.1 lumens
Efficiency: N/A
Efficacy: 57.8 lumens/watt
Luminous Opening: Rectangular (W 1' x L: 0.5' x H: 0')
IES Classification: Type V - Short
BUG Rating: B3 - U0 - G0

Input Watts (W): 82.4
Input Voltage (V): 120
Input Current (Ain): NR
Voltage Rise (V): NR
Power Factor: NR
Total Harmonic Distortion (THDi): NR
Frequency (hertz): 60
Stabilization Time: NR
Operation Time: NR
Ambient Temperature (°C): NR
Test Distance: 24 FT

REPORT NUMBER: P525349
 CATALOG NUMBER: IFLD-S-SA2B-940-U-11

Iso-Footcandle Lines of Horizontal Illumination

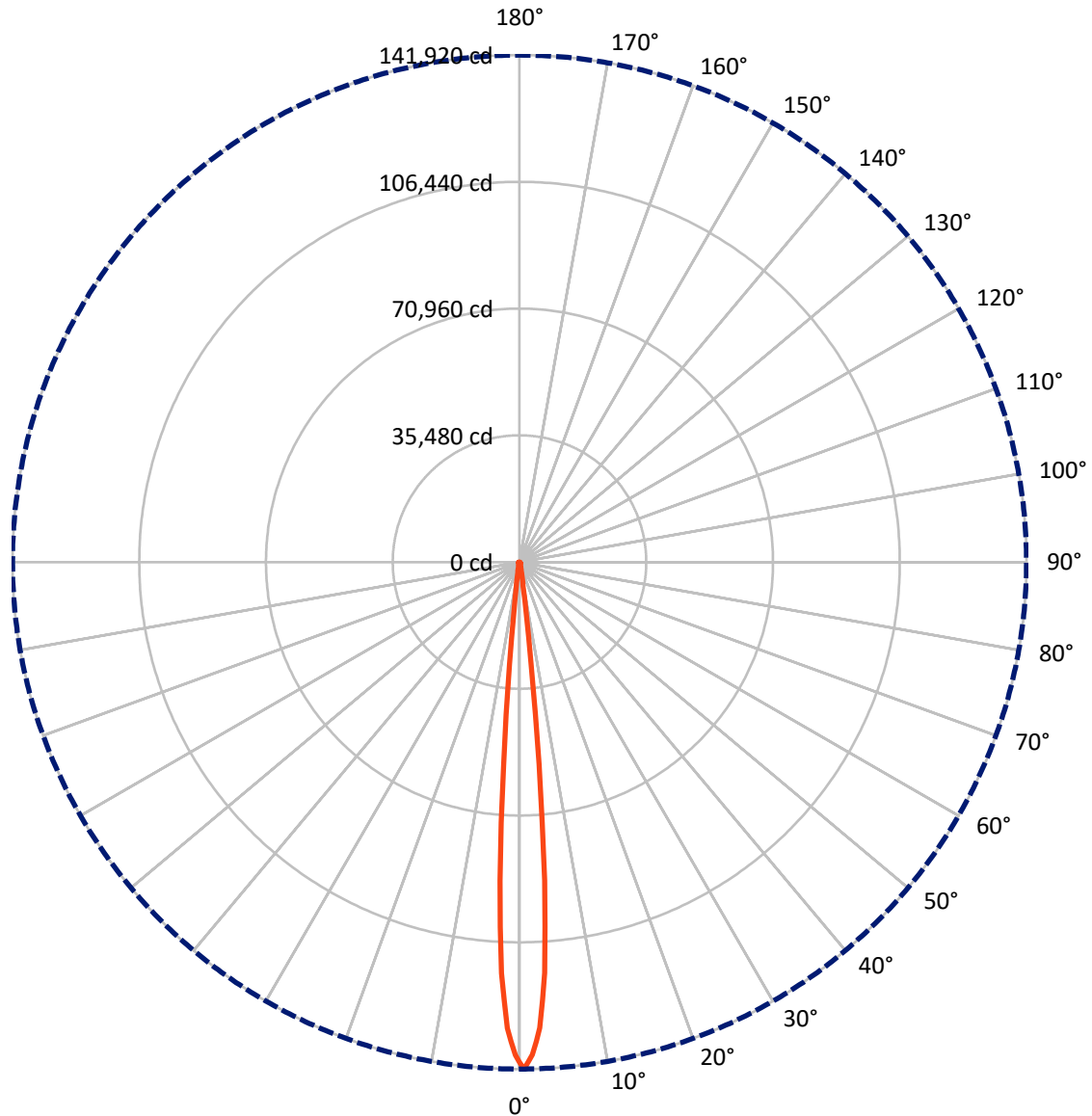
× Max cd
 - - - 1/2 Max cd



Based on 10 foot mounting height. Maximum calculated value = 1419.2 fc
 Type V - Short - N/A

REPORT NUMBER: P525349
CATALOG NUMBER: IFLD-S-SA2B-940-U-11

Luminous Intensity Polar Plot



— Vertical Plane Through 0-Deg Lateral - - - Horizontal Cone Through 0-Deg Vertical

REPORT NUMBER: P525349
 CATALOG NUMBER: IFLD-S-SA2B-940-U-11

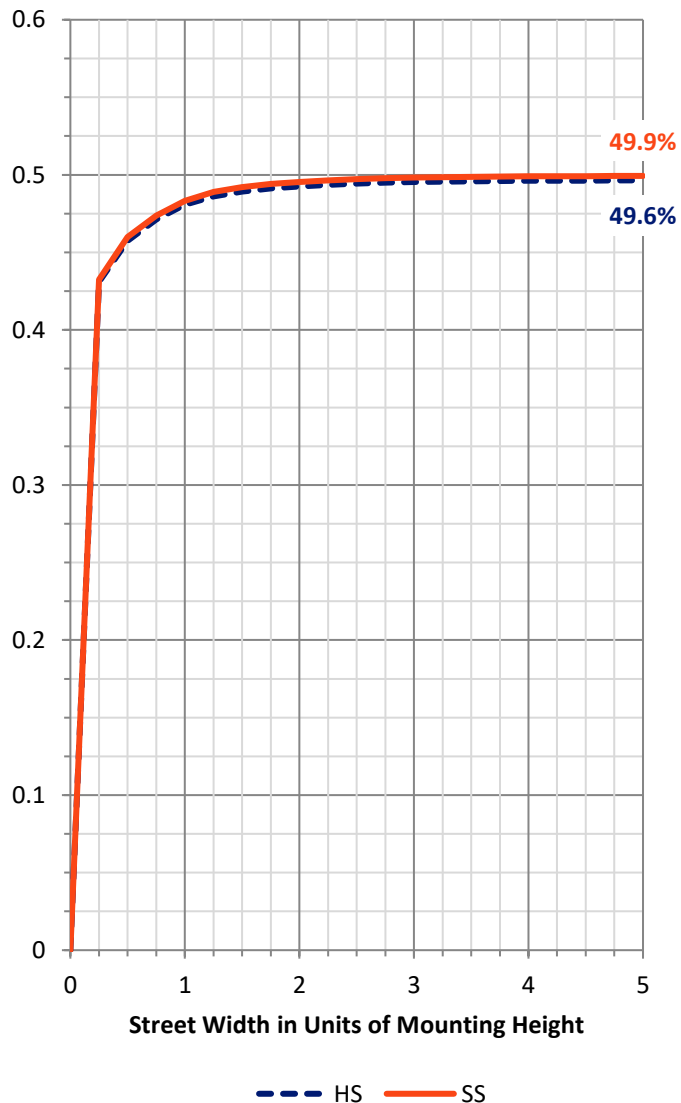
FLUX DISTRIBUTION:

		Downward	Upward	Total
House Side	Lumens	2380.5	0.0	2380.5
	% Fixture	50.0	0.0	50.0
Street Side	Lumens	2380.5	0.0	2380.5
	% Fixture	50.0	0.0	50.0
Total	Lumens	4761.1	0.0	4761.1
	% Fixture	100.0	0.0	100.0

ZONAL LUMENS:

Zone	Lumens	% Fixture
0°-10°	3656.5	76.8
10°-20°	356.6	7.5
20°-30°	190.5	4.0
30°-40°	157.1	3.3
40°-50°	175.0	3.7
50°-60°	117.7	2.5
60°-70°	75.1	1.6
70°-80°	29.6	0.6
80°-90°	2.9	0.1
90°-100°	0.0	0.0
100°-110°	0.0	0.0
110°-120°	0.0	0.0
120°-130°	0.0	0.0
130°-140°	0.0	0.0
140°-150°	0.0	0.0
150°-160°	0.0	0.0
160°-170°	0.0	0.0
170°-180°	0.0	0.0
0°-90°	4761.1	100.0
0°-180°	4761.1	100.0

Coefficient of Utilization



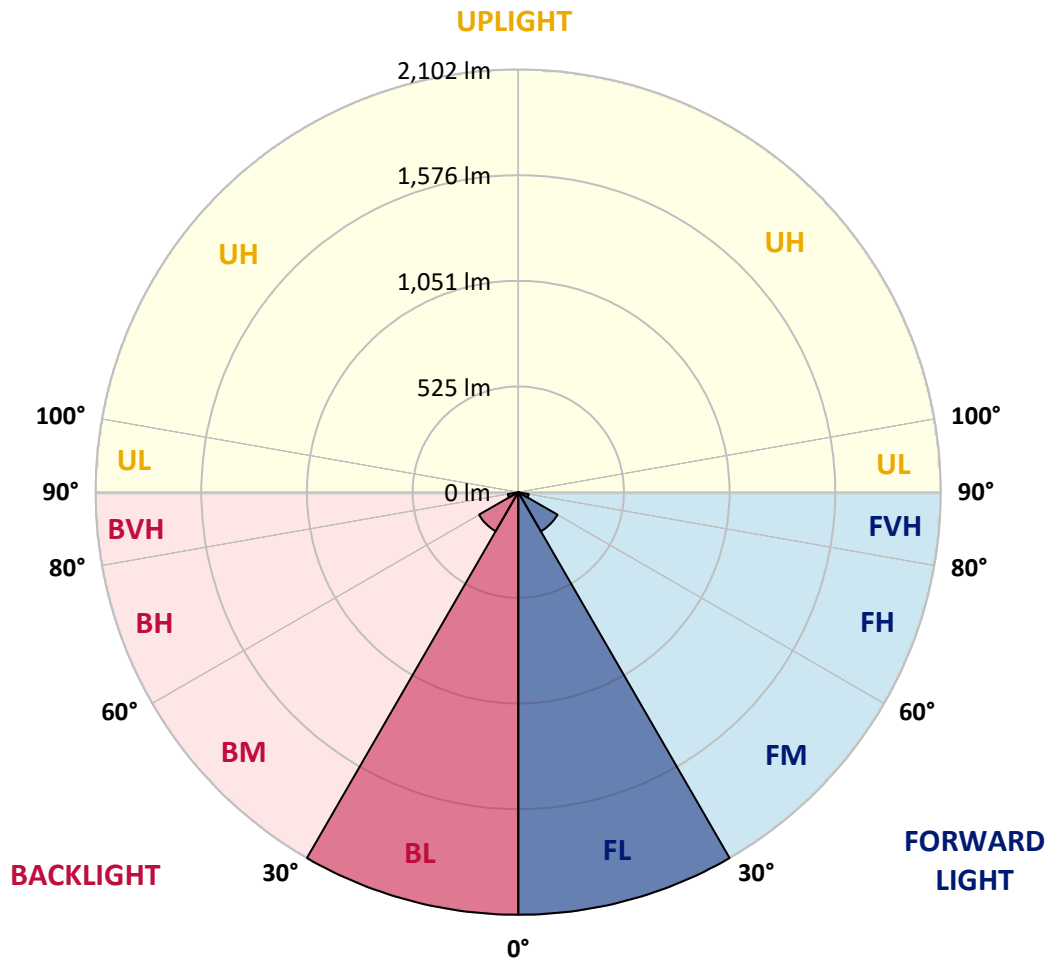
REPORT NUMBER: P525349
 CATALOG NUMBER: IFLD-S-SA2B-940-U-11

LUMINAIRE CLASSIFICATION SYSTEM LUMEN TABLE AND BUG RATING:

Zone	Lumens	% Fixture	Zone Rating/Lumen Limit		
			B	U	G
FL (0°-30°)	2101.8	44.1			
FM (30°-60°)	224.9	4.7			
FH (60°-80°)	52.4	1.1			G0/660
FVH (80°-90°)	1.4	0.0			G0/10
BL (0°-30°)	2101.8	44.1	B3/2500		
BM (30°-60°)	224.9	4.7	B1/1000		
BH (60°-80°)	52.4	1.1	B0/110		G0/660
BVH (80°-90°)	1.4	0.0			G0/10
UL (90°-100°)	0.0	0.0		U0/0	
UH (100°-180°)	0.0	0.0		U0/0	

BUG Rating: B3-U0-G0

Type V Short





REPORT NUMBER: P525349
 CATALOG NUMBER: IFLD-S-SA2B-940-U-11

CANDELA DISTRIBUTION (FULL):

	0°	5°	15°	25°	35°	45°	55°	65°	75°	85°
0°	141919.9	141919.9	141919.9	141919.9	141919.9	141919.9	141919.9	141919.9	141919.9	141919.9
1°	137975.6	138215.5	138258.8	137973.1	137244.6	137416.5	137394.3	137432.6	137360.9	136905.7
2°	130504.9	130859.9	130486.4	129684.9	128025.0	127629.2	126307.0	124831.5	123260.6	121686.1
3°	115255.7	116002.7	115469.7	116325.6	112958.8	112618.7	109838.2	106172.2	102456.6	99446.1
4°	89362.0	90742.3	90925.4	93750.4	90984.8	91849.3	88673.1	83579.7	78021.2	73768.9
5°	56961.2	58885.7	59971.7	62621.0	63895.0	67212.3	65665.0	60553.0	54130.0	49238.2
6°	28780.5	29828.1	32745.9	35658.7	38911.7	43313.6	43909.8	39422.5	34310.5	29615.4
7°	13416.2	13849.1	15907.3	16528.2	20247.4	25022.9	25690.8	23230.7	20534.4	16895.5
8°	6932.6	7100.8	7852.8	8314.2	10483.6	13230.7	13699.5	12150.9	11047.6	9217.1
9°	4269.6	4343.9	4625.9	4729.8	5541.1	6763.2	6928.9	6280.8	5981.5	5349.4
10°	2961.0	3000.6	3133.0	3160.2	3431.1	3833.0	3847.9	3635.1	3640.1	3481.8
12.5°	1578.2	1590.6	1627.7	1631.4	1683.4	1725.4	1715.5	1716.8	1737.8	1716.8
15°	1009.3	1015.5	1037.7	1042.7	1069.9	1084.7	1077.3	1076.1	1083.5	1069.9
17.5°	719.9	723.6	739.6	753.2	770.6	775.5	773.0	770.6	770.6	758.2
20°	561.5	566.5	577.6	591.2	599.9	608.5	609.8	608.5	604.8	598.6
22.5°	477.4	479.9	483.6	489.8	496.0	499.7	502.2	503.4	502.2	499.7
25°	415.6	418.1	425.5	429.2	429.2	430.4	435.4	437.8	439.1	434.1
27.5°	306.7	312.9	324.1	330.2	330.2	332.7	336.4	341.4	346.3	337.7
30°	237.5	242.4	254.8	254.8	253.6	256.0	259.7	267.2	274.6	264.7
32.5°	214.0	214.0	216.5	217.7	217.7	221.4	223.9	230.1	236.2	233.8
35°	223.9	217.7	210.3	210.3	212.7	220.2	221.4	227.6	233.8	242.4
37.5°	325.3	306.7	279.5	274.6	274.6	283.2	279.5	283.2	294.4	326.5
40°	295.6	280.8	264.7	242.4	242.4	254.8	246.1	251.1	277.1	296.8
42.5°	263.5	263.5	246.1	225.1	225.1	231.3	228.8	231.3	261.0	277.1
45°	243.7	243.7	238.7	205.3	210.3	214.0	214.0	214.0	253.6	258.5
47.5°	232.5	232.5	220.2	189.2	195.4	196.7	199.1	196.7	227.6	244.9
50°	207.8	210.3	189.2	167.0	174.4	174.4	178.1	173.2	196.7	225.1
52.5°	179.3	181.8	149.7	132.3	141.0	139.8	144.7	137.3	155.8	195.4
55°	159.6	158.3	123.7	107.6	117.5	116.3	118.7	110.1	126.2	168.2
57.5°	138.5	141.0	101.4	87.8	98.9	96.5	100.2	90.3	103.9	149.7
60°	122.4	126.2	86.6	74.2	85.3	82.9	86.6	75.4	89.1	134.8
62.5°	117.5	117.5	76.7	63.1	74.2	71.7	74.2	63.1	79.2	123.7
65°	139.8	132.3	69.3	51.9	63.1	60.6	63.1	51.9	69.3	118.7
67.5°	185.5	176.9	65.6	40.8	50.7	47.0	50.7	42.1	60.6	111.3
70°	96.5	102.7	65.6	32.2	38.3	38.3	37.1	32.2	50.7	81.6
72.5°	55.7	56.9	50.7	24.7	29.7	32.2	28.4	24.7	37.1	60.6
75°	30.9	34.6	32.2	18.6	22.3	24.7	21.0	18.6	26.0	43.3
77.5°	18.6	21.0	18.6	12.4	14.8	13.6	14.8	12.4	17.3	28.4
80°	9.9	9.9	9.9	7.4	7.4	8.7	8.7	7.4	9.9	14.8
82.5°	3.7	3.7	3.7	2.5	3.7	3.7	3.7	4.9	4.9	6.2
85°	1.2	1.2	1.2	1.2	1.2	1.2	1.2	1.2	1.2	1.2
87.5°	0.0	0.0	0.0	0.0	0.0	1.2	1.2	1.2	1.2	1.2
90°	0.0	0.0	0.0	0.0	0.0	0.0	0.0	0.0	0.0	0.0

(END C



90°
141919.9
137354.7
122592.7
100587.7
74754.7
49865.3
29966.7
17335.8
9465.7
5486.7
3554.7
1740.3
1079.8
761.9
599.9
500.9
434.1
336.4
262.2
233.8
247.4
342.6
315.4
278.3
257.3
241.2
222.6
190.5
165.7
145.9
131.1
122.4
118.7
110.1
80.4
59.4
38.3
21.0
12.4
6.2
1.2
1.2
0.0

OF REPORT)